



# DO

An easier to use, more adaptable  
new generation task chair

orangebox



➔ Do-HBA

## Product Description

The result of taking a completely fresh look at task chair design, DO does more with less. DO is innovative in terms of the materials used, the way it's assembled and transported, and the powerful performance it delivers.

People come in all shapes and sizes and with shared workspaces becoming increasingly common there's a growing need for simple, adaptable seating.

Thanks to user-centred design and a weight balancing mechanism, DO doesn't have multitude of knobs and levers to find and struggle with. In fact, we've increased the range of adjustment on offer, while at the same time simplifying how it's delivered, making DO easier to set up and intuitive to use.

## Product Specification

### ➔ Standard Product Description

**Castors/Glides:** Black, 65mm hard tyre, free-wheel castors on task chairs & Black, fixed glides on counter-height chairs.

**Base:** 26 inch Black nylon with removable collar to aid recycling.

**Gas Lift:** Black, powder coated steel barrel on task chairs with Black extra-height lift and foot-ring fitted to counter-height chairs.

**Mechanism:** Synchronous and weight balancing action with up to 20 deg of recline. Non locking to encourage movement throughout the day.

**Seat:** Black seat pan with 76mm of seat depth adjustment. Integrated seat height and seat depth controls.

**Seat Cushion:** Combustion Modified High Resilient (CMHR) moulded foam. Seamless cover for fabric upholstery and panelled cover for leather or vinyl.

**Arms:** Colour matched to backrest. Black TPU, soft touch arm pad with 100mm of height adjustment. Black, White or Stone.

**Backrest Frame:** Black, White or Stone.

**Backrest Material:** Black technical mesh, sheer mesh or Grey upholstery mesh.

**Backrest Upholstery Plate:** Black, White, Grey, Stone or Leaf Green.

**Lumbar Pad:** Black, flexible TPU pad with 100mm of height adjustment.

**Headrest:** Frame colour matched to backrest & upholstery cover matched to seat cover.

### ➔ Optional Upcharges

**Castors/Glides:** 50mm hard black castor (for nylon base), 50mm soft black castor (for nylon base), 65mm soft black castor (for nylon base), 65mm soft black castor (for aluminium base), Glides.

**Base:** Polished aluminium base with brushed steel gas lift.

**Gas Lift:** Mechanism with travel limiter/back lock (3 position travel limiter with back lock in the upright position).

**Seat cushion:** Luxury seat upholstery (quilted layer in fabric seat cover).

**Arms:** Multi adjustable arms with soft touch rotating arm pads (70mm height adjustable with black or polished arm supports), Width adjustment on arms (available on standard or multi adjustable arms).






**Mechanism:** With travel limiter.

**Upholstery:** Luxury.

**Coathanger.**



Product Range

<b>DO-HB</b> Task chair	<b>DO-HBA</b> Task armchair	<b>DO-HBH</b> Task chair with headrest	<b>DO-HBHA</b> Task armchair with headrest	<b>DO-HBC</b> Counter height chair
				
H970 [H38] W660 [W26] D660 [D26] SD405 [SD16] SH445-575 [SH18-23]	H970 [H38] W660 [W26] D660 [D26] SD405 [SD16] SH445-575 [SH18-23]	H1170 [H46] W660 [W26] D660 [D26] SD405 [SD16] SH445-575 [SH18-23]	H1170 [H46] W660 [W26] D660 [D26] SD405 [SD16] SH445-575 [SH18-23]	H1240 [H49] W660 [W26] D660 [D26] SD405 [SD16] SH695-953 [SH27-38]

**DO-HBCA**  
Counter height armchair



H1240 [H49] W660 [W26]  
D660 [D26] SD405 [SD16]  
SH695-953 [SH27-38]

mm["]

SH - Seat Height — SD - Seat Depth



➔ Location - DO-HBA



Finishes

➔ Mesh



Black Technical



Sheer



Grey Upholstery

➔ Metal




Chrome



RAL 9006



Stone



White




Black

➔ Backrest Upholstery Plate



Black



White



Grey



Stone



Leaf Green



➔ Detail: DO-HBA