



# Fielding Worktables

Enjoying  
being different.

orangebox



➔ FIELDING-04

## Product Description

Fielding worktables and café height tables come in seventeen different designs and can accommodate from four to eight people. Seven of the Fielding worktables feature split, two level tops and another four feature single tops, while at café height there are two tables of each type.

Every Fielding table features a generous, fabric-covered hollow structure under the worktop, designed to be positioned over standard raised floor boxes and accommodate abundant power and data cabling, as well as additional technology. A concealed panel door allows air to circulate inside the structure and provides secure access to the technology.

Set at a tangent to the hollow structure is a slender frame made of square steel tubing: this structural frame – which features concealed adjustable feet – adds architectural interest, and provides users with generous leg space.

Both split top and single top Fielding tables offer a range of standard Orangebox on-top power/data units. And, like the BAE tables, they also offer lift-off circular disc lids allowing ample below-top power boxes and the option to specify our unique Pablo LED table light.

Two single top media tables, for four or six people, can be specified with a structural tower that either houses additional technology, accessed via a large secure panel door, or features an open coat and bag storage space, with technology stored securely in the hollow structure below the worktop. Both options feature standard structural brackets for large monitors.

Fielding tabletops can be specified in a wealth of finishes, including a wide selection of colour laminates, seven new metallic metal finishes, refined wood laminates, and decorative graphic patterns unique to Orangebox. You'll find details of all these finishes within the Services/Finishes section of this website.

Fielding worktables offer a richer, more vibrant and joyful diversity of work settings, each of which is highly practical, designed to support more focused, productive work. The table architecture and top shapes have been expressly designed to reflect the diversity and vibrancy of the contemporary office and its workforce – taking Fielding tables as far away from conventional tables as it's possible to go.

## Product Specification

### ➔ Standard Product Description

#### FIELDING-01 to 07

Split Top Heights 710mm & 750mm.  
Width Range 1800mm to 3800mm.  
Depth Range 1035mm to 2390mm.

#### FIELDING-08 to 13

Screen Height 1500mm (Universal monitor bracket to be supplied as standard with FIELDING-12 & 13 models).

Top Height 750mm.  
Width Range 1800mm to 2770mm.  
Depth Range 1200mm to 2280mm.

#### FIELDING-14 & 15

Top Height 1050mm.  
Width 2220mm.  
Depth 900mm.

#### FIELDING-16 & 17

Split Top Height 1050mm to 1090mm.  
Width Range 2450mm & 2760mm.  
Depth Range 1200mm & 1295mm.

**Top Finish Options:** Laminate in White Fleetwood, Natural Davos, Grey Arizona, Tobacco Charleston, Grey Bardolino, Fenix 2630 Piombo Doha, Fenix 0720 Nero Ingo, Fenix 0724 Grigio Bromo, Fenix 0718 Grigio Londra, Fenix 2638 Titanio Doha, Fenix 0725 Grigio Efeso, Fenix 0030 Bianco Alaska.

**Leg Finish Options:** Black, Industrial Silver, Gold, Taupe, Bronze, Copper, White.

**Runway Options:** EGGER, Fenix or Younique® Laminates can be used individually or mixed. (FIELDING-11 & 15 only).

### ➔ Optional Upcharges

**Customised Finishes:** Younique® by Formica Group is a High Pressure Laminate with a customised, printed image as its decorative face.

**Power:** Top Power (see power section for options).

**Lighting:** Pablo Circa Lights.

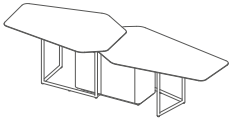


### ➔ FIELDING-13

Product Range

**FIELDING-01**

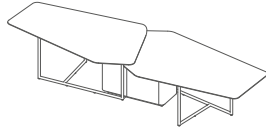
Long stop medium



H750 [H30]  
TH750 & 710 [TH30 & 28]  
W3000 [W118] D1025 [D41]

**FIELDING-02**

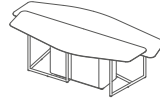
Long stop large



H750 [H30]  
TH750 & 710 [TH30 & 28]  
W3815 [W150] D1320 [D52]

**FIELDING-03**

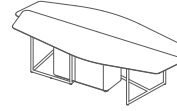
Fly slip medium



H750 [H30]  
TH750 & 710 [TH30 & 28]  
W2500 [W98] D1285 [D51]

**FIELDING-04**

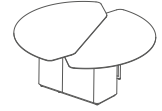
Fly slip large



H750 [H30]  
TH750 & 710 [TH30 & 28]  
W2870 [W113] D1470 [D58]

**FIELDING-05**

Short leg small



H750 [H30]  
TH750 & 710 [TH30 & 28]  
W1800 [W71] D1765 [D71]

**FIELDING-06**

Short leg medium



H750 [H30]  
TH750 & 710 [TH30 & 28]  
W2000 [W78] D1970 [D78]

**FIELDING-07**

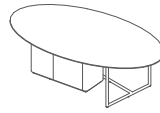
Short leg large



H750 [H30]  
TH750 & 710 [TH30 & 28]  
W2380 [W109] D2360 [D109]

**FIELDING-08**

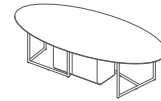
Mid-off medium



H750 [H30] TH750 [TH30]  
W2400 [W93] D1280 [D50]

**FIELDING-09**

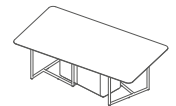
Mid-off large



H750 [H30] TH750 [TH30]  
W2770 [W109] D1280 [D50]

**FIELDING-10**

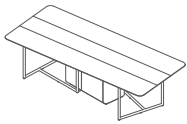
Cover medium



H750 [H30] TH750 [TH30]  
W2200 [W87] D1200 [D47]

**FIELDING-11**

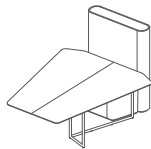
Cover large



H750 [H30] TH750 [TH30]  
W2770 [W109] D1400 [D55]

**FIELDING-12**

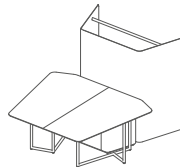
Third man large



H1500 [H59] TH750 [TH30]  
W1800 [W71] D2260 [D89]

**FIELDING-13**

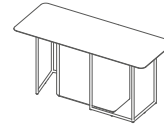
Third man small



H1500 [H59] TH750 [TH30]  
W1800 [W71] D2225 [D87]

**FIELDING-14**

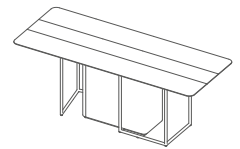
Deep square leg medium



H1050 [H41] TH1050 [TH41]  
W2220 [W87] D900 [D35]

**FIELDING-15**

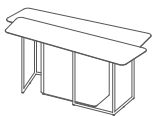
Deep square leg large



H1050 [H41] TH1050 [TH41]  
W2770 [W87] D1100 [D35]

**FIELDING-16**

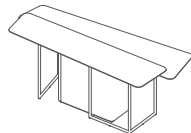
Long leg medium



H1090 [H43]  
TH1090 & 1050 [TH43 & 41]  
W2450 [W96] D1200 [D47]

**FIELDING-17**

Long leg large



H1090 [H43]  
TH1090 & 1050 [TH43 & 41]  
W2760 [W109] D1295 [D1295]

## Finishes

### → Laminate



White Fleetwood



Natural Davos



Grey Arizona



Tobacco Charleston



Grey Bardolino



Fenix 2630 Piombo Doha



Fenix 0720 Nero Ingo




Fenix 0724 Grigio Bromo



Fenix 0718 Grigio Londra



Fenix 2638 Titanio Doha



Fenix 0725 Grigio Efeso



Fenix 0030 Bianco Alaska

### → Metals



Black



Industrial Silver



Gold




Taupe



Bronze



Copper



White



### → FIELDING-17

## Finishes

### ➔ Patterns - Standard Leadtime



Line



Modernist 2



Floral 1



Houndstooth 1



Houndstooth 2



Houndstooth 3



Houndstooth 4

### ➔ Patterns - Extended Leadtime



Floral 2




Leaf



Animals 1



Animals 2



Fracture 1



Fracture 2



50s 1



50s 2



Triangle 1



Triangle 2



Jaquard 1



Jaquard 2



Jaquard 3



Modernist 1



Modernist 3

All of the Fielding patterns have been designed by Gerard Taylor, the designer of the Fielding table, and are unique to Orangebox. They are printed by Formica as part of their Younique® HPL printed image programme, which allows designers to print any graphic pattern onto a single sheet of laminate.

For full details of the Fielding Graphic Patterns and Formica Younique® please visit [orangebox.com](http://orangebox.com) services section.

#### Using or changing the Orangebox Fielding Patterns

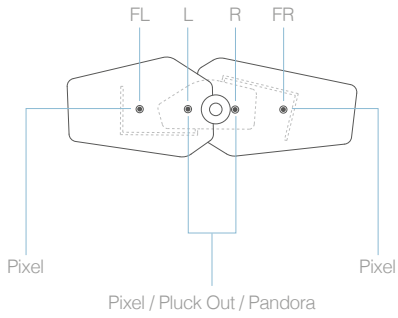
Younique® also offers the potential for designers to specify original artwork, photographs, collage, tile patterns or vector-based artwork for Fielding tabletops, subject to sample approval from Formica:

- Artwork is preferred from the Adobe Suite in .eps, .ai, .indd, .tiff, .psd formats
- All relevant links and fonts of original artwork files are required
- Raster (image) artwork is required in .tiff format
- Artwork should be submitted in CMYK: if not it will be converted automatically
- Scale of 10% or 100% is recommended. Resolution: minimum of 150 dpi full size (e.g. when working at 10%, files must be 1000 dpi).

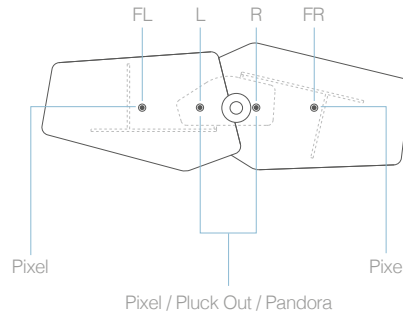
Full details of the programme are available at [younique@formica.com](mailto:younique@formica.com).

# Power & Lighting Option Upcharges

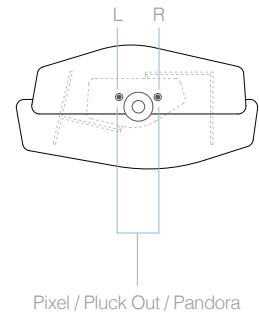
FIELDING-01



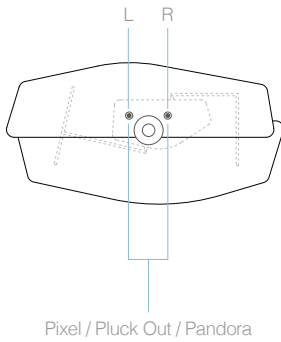
FIELDING-02



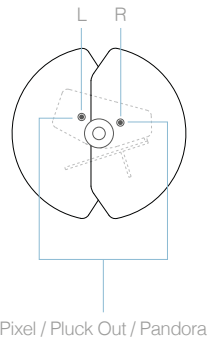
FIELDING-03



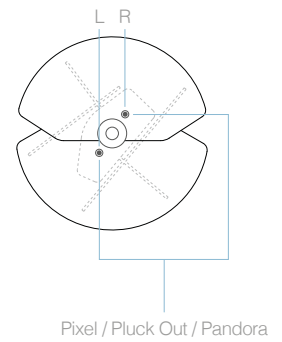
FIELDING-04



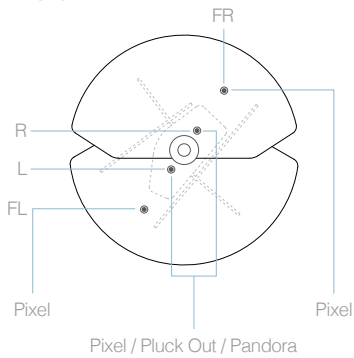
FIELDING-05



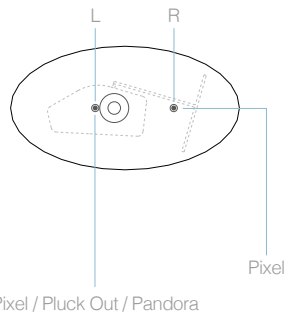
FIELDING-06



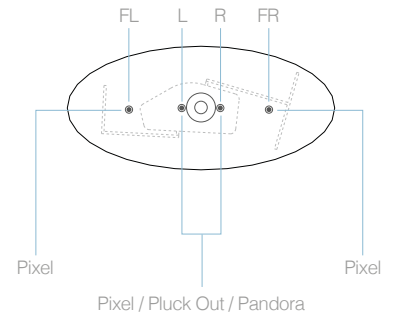
FIELDING-07



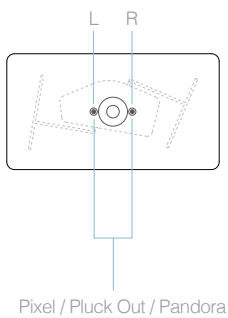
FIELDING-08



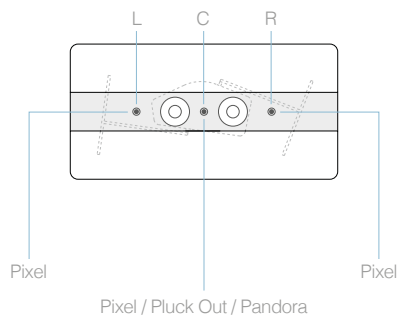
FIELDING-09



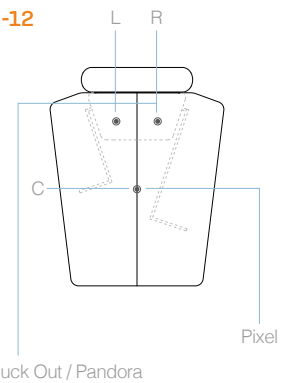
FIELDING-10



FIELDING-11



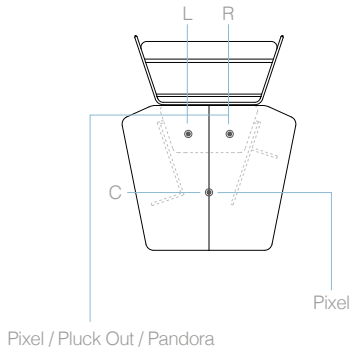
FIELDING-12



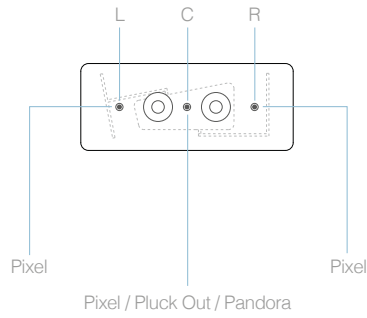
FL Far Left Power Unit    L Left Power Unit    C Central Power Unit    ○ Pablo Lighting Location  
 FR Far Right Power Unit    R Right Power Unit    ● Power Unit Location

## Power & Lighting Option Upcharges

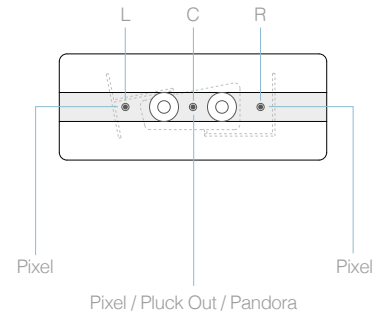
FIELDING-13



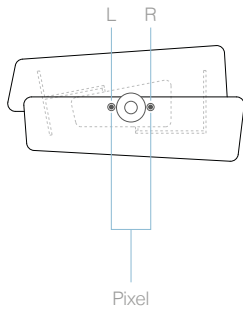
FIELDING-14



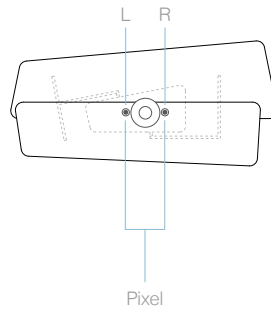
FIELDING-15



FIELDING-16



FIELDING-17

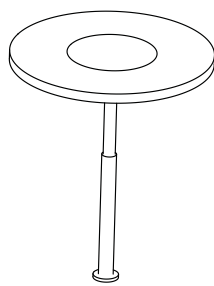


- FL Far Left Power Unit
- FR Far Right Power Unit
- L Left Power Unit
- R Right Power Unit
- C Central Power Unit
- Power Unit Location
- Pablo Lighting Location

## Power Options



Pluck Out



Pablo Lighting



Pandora



Pixel