

brunner ::



plot

Redefining how we sit:
Modular loungescapes for contract use.
Design: osko+deichmann





plot inspires

Every person uses furniture in their own unique way. While sitting down, people change their posture and furniture serves a different purpose for each of us – for some it offers a spot to rest or communicate while for others it provides a temporary office space or an oasis of tranquillity. With its multilevel seating, plot allows different seating positions and encourages informal communication. plot, the modular loungescape invites people to return and interpret seating in a new way.





plot is unexpectedly versatile

Three cushioned surfaces can be used in various ways – as a backrest, table, couch, chair or tablet where items can be placed. The tops distinguish themselves in colour and material from the sides. With numerous combinations of colours and modules, plot can be adapted to many different types of rooms.

plot provides space for storing personal items

It offers optional tablets for use in areas where people carry bags and other items. Larger seating landscapes with different communication areas can be created using add-ons.









plot surprises

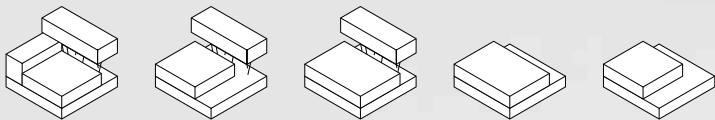
Various seating surfaces can be combined on the square base modules and even the modules themselves can be intermingled to accommodate different sitting postures and other usages.

How do we sit down while
do we work? Do we meet o
Do we take a time-out and
to be in public spaces?

plot from Berlin-based design
provides a contemporary re
Building on a square base m
surfaces at three levels, plot
arm-rests and back-rests.

we're travelling? Do we wait or
ther people and communicate?
relax ? How private do we want

ner duo osko+deichmann
sponse to these questions.
odule with variable seating
fully reinterprets the roles of



PL 520

Custom designs

The plot base module can be fitted with seating areas as well as arm-rests and back-rests. This provides multilevel surfaces where people sit or store their items. The base module can be used on its own as shown here or combined with any number of modules in countless combinations.

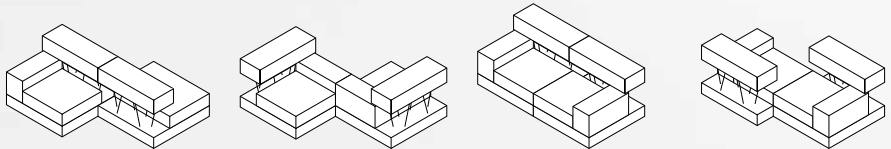


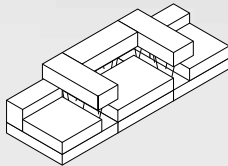
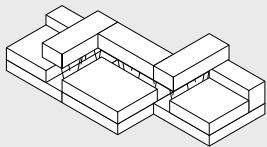
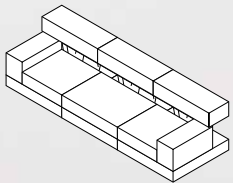


PL 520
PL 600

Showing the way

One way of combining two modules is to connect them to each other in a staggered fashion so that the back-rests form a line while the seats are back-to-back.





PL 520
PL 600
PL 510

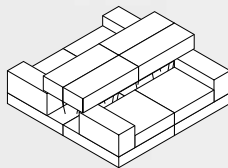
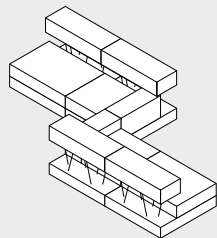
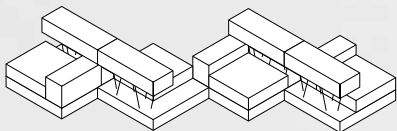
Traditional configurations

Three-seater couches are a classic form of upholstered furniture. Naturally, plot can also be configured in the traditional manner as a comfortable sofa. Here, too, optional accessories and add-ons are available.





PL 510 **Flexible combinations**
PL 420 For example, the modules can be connected to each
PL 520 other in a way that the back-rests form a line and the
PL 510 seats face each other. Whether you are looking for
interaction, anonymity or just a practical spot to place
your items – the user decides how to benefit from
plot.





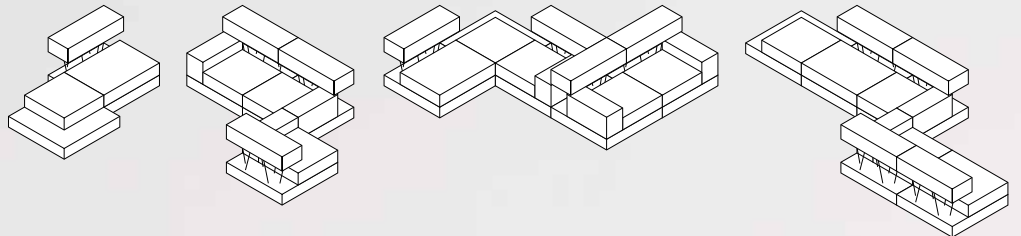
PL 200
PL 600

PL 520
PL 510
PL 510



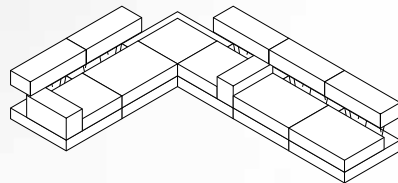
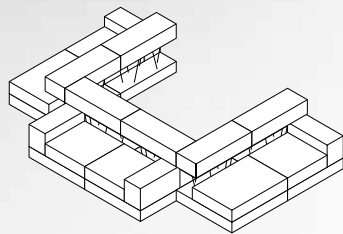
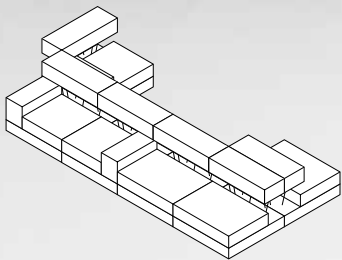
Encouraging interaction

Whether private or job related, people communicating in groups assume different postures and sitting positions. By cleverly configuring and arranging the modules, you can create spaces that actively encourage interaction.



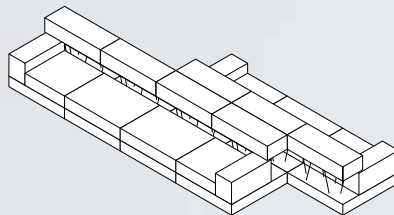
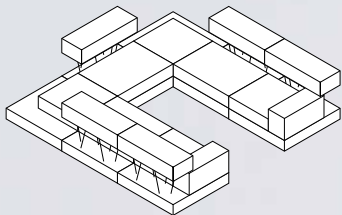
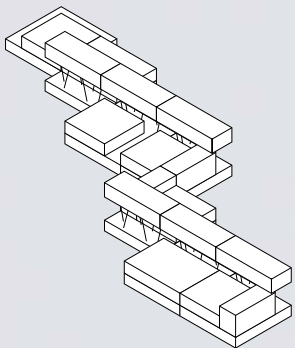


PL 600 **Think ahead**
PL 600 With many ways of combining and connecting
PL 510 modules – such as back-to-back and side-to-back as
PL 520 shown here – plot allows you to create spaces that
go far beyond linear or centrally oriented configura-
PL 520 tions of seating elements. Furthermore, the colour
PL 410 arrangement adds to the character of a group.





PL 200 **Continuously changing**
PL 600 To be continued! The square base module can be
PL 410 fitted with diverse combinations of upholstery,
PL 510 tablets and add-ons. The sophisticated colour range
PL 510 and many ways of interconnecting the modules
PL 600 allow you to go beyond conventional forms of
PL 510 seating. They form the plot to a never-ending story.

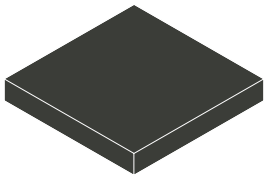






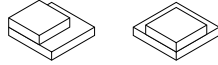
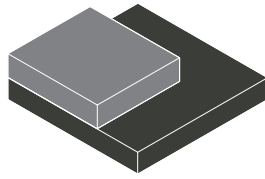
Modular combinations

Building on the square base module, six combinations of seating and tablets are possible. The central level, the arm-rest, is pre-assembled and can be adjusted without the need for tools together with the square seat cushions. The upper seating level – supported on stands – is not adjustable for reasons of stability.



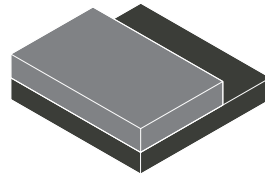
PL100

Tablet



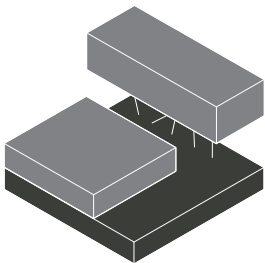
PL200

Seat cushion and tablet
Basket or planter optionally available.



PL300

Rectangular seat cushion and tablet
Planter optionally available.

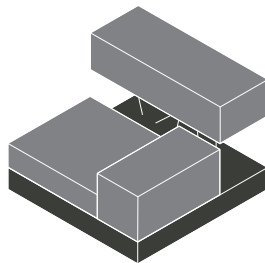


PL410



PL420

Seat cushion, tablet and back-rest
The positions of the tablet and seat cushion can be changed; basket optionally available.

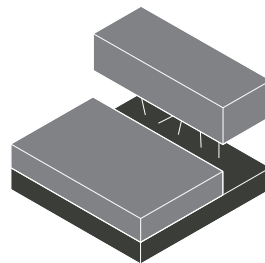


PL510



PL520

Seat cushion, arm-rest and back-rest
The positions of the tablet and seat cushion are variable.



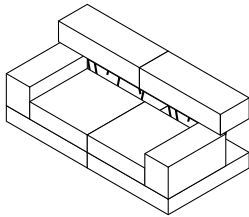
PL600

Rectangular seat cushion and back-rest

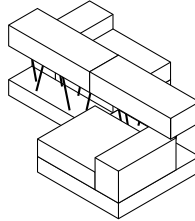
Combination possibilities

These examples illustrate how flexibly the modules can be combined.

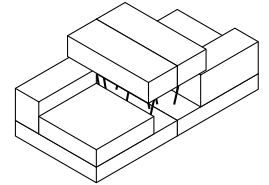
2 modules



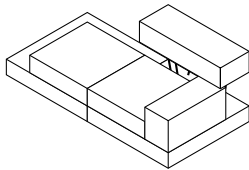
- 1 x PL520
- 1 x PL510



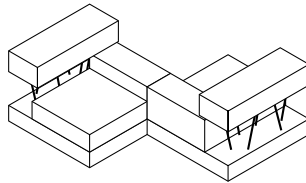
- 2 x PL510



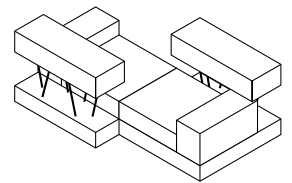
- 2 x PL520



- 1 x PL200
- 1 x PL510

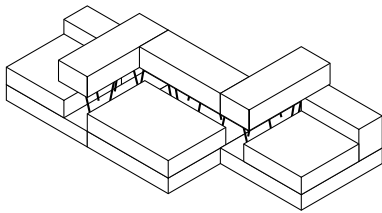


- 2 x PL510

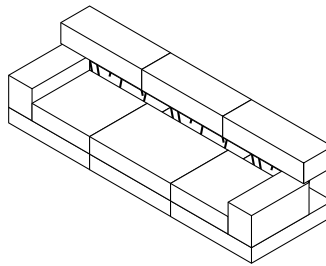


- 2 x PL510

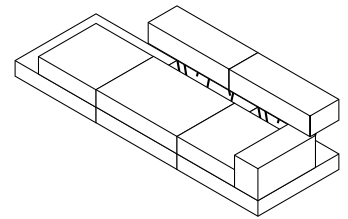
3 modules



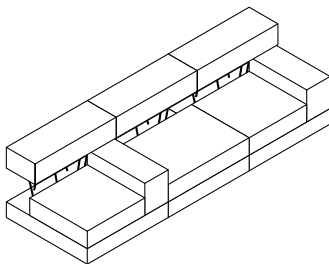
- 1 x PL520
- 1 x PL600
- 1 x PL510



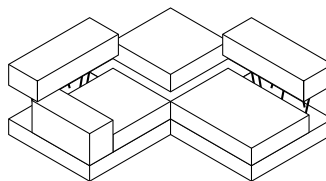
- 1 x PL520
- 1 x PL600
- 1 x PL510



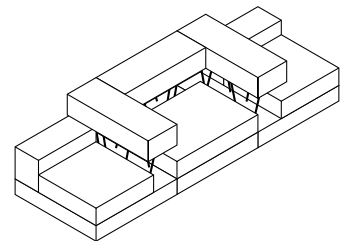
- 1 x PL200
- 1 x PL600
- 1 x PL510



- 2 x PL510
- 1 x PL600

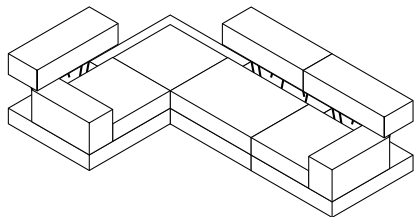


- 1 x PL520
- 1 x PL200
- 1 x PL600

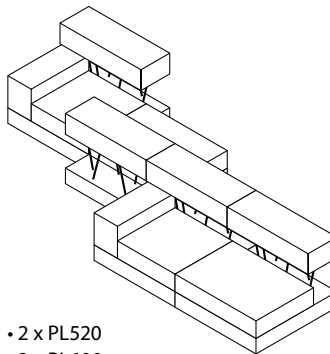


- 1 x PL510
- 1 x PL600
- 1 x PL520

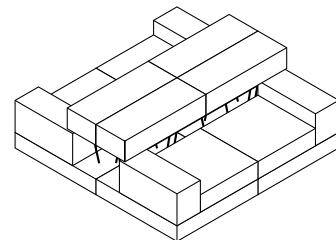
4 modules



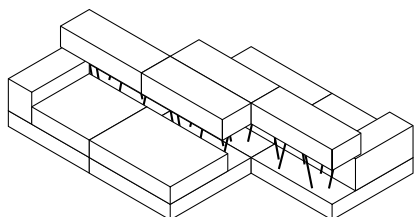
- 1 x PL520
- 1 x PL200
- 1 x PL600
- 1 x PL510



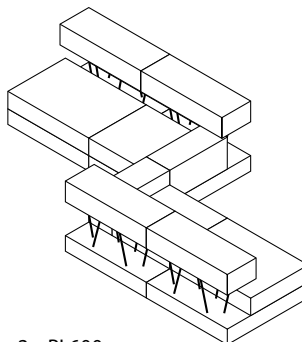
- 2 x PL520
- 2 x PL600



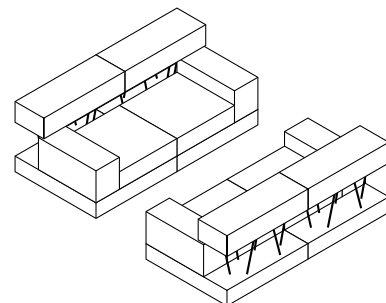
- 2 x PL510
- 2 x PL520



- 2 x PL520
- 2 x PL600

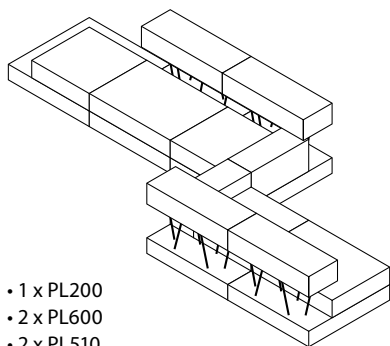


- 2 x PL600
- 2 x PL510

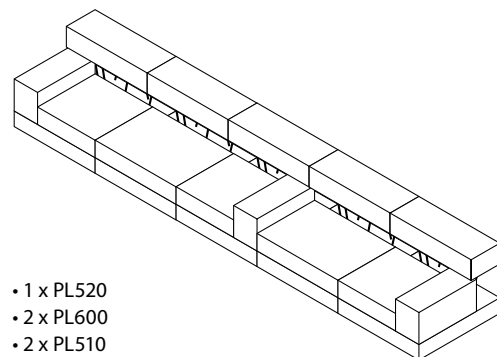


- 2 x PL520
- 2 x PL510

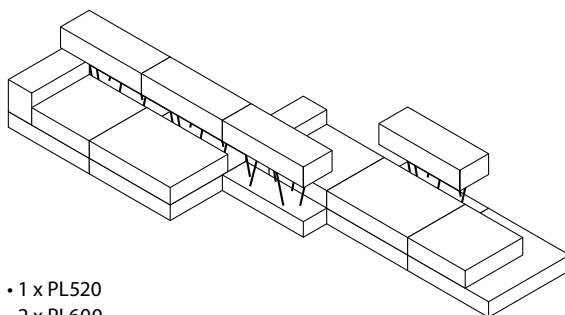
5 modules



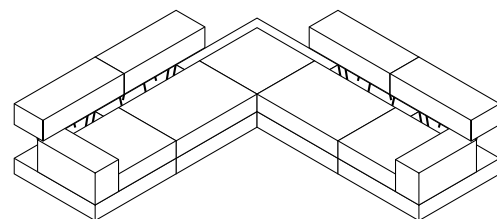
- 1 x PL200
- 2 x PL600
- 2 x PL510



- 1 x PL520
- 2 x PL600
- 2 x PL510

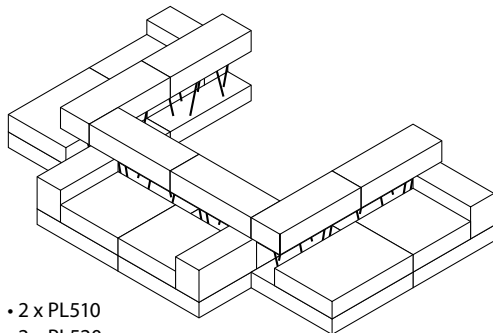


- 1 x PL520
- 2 x PL600
- 1 x PL510
- 1 x PL200

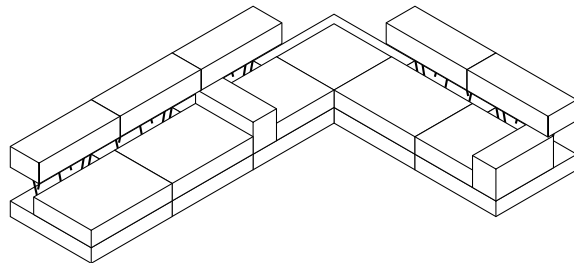


- 1 x PL520
- 2 x PL600
- 1 x PL200
- 1 x PL510

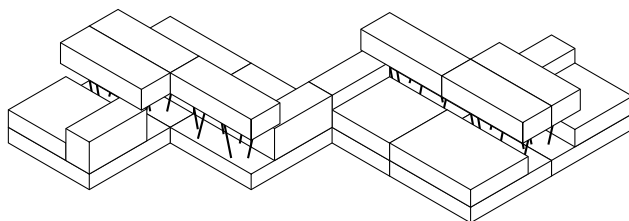
6 modules



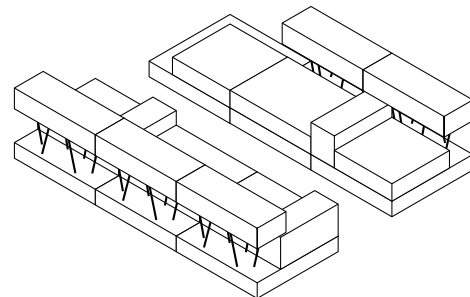
- 2 x PL510
- 2 x PL520
- 2 x PL600



- 3 x PL600
- 1 x PL520
- 1 x PL200
- 1 x PL510

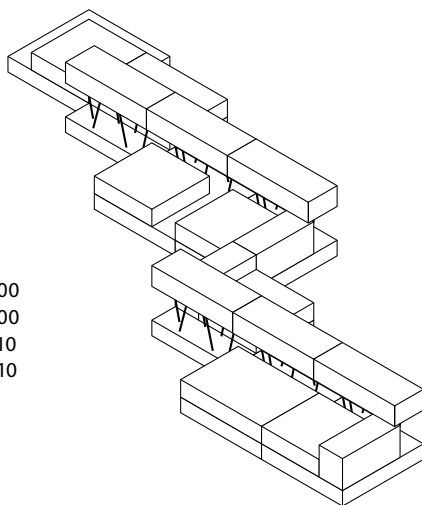


- 2 x PL510
- 2 x PL600
- 2 x PL520

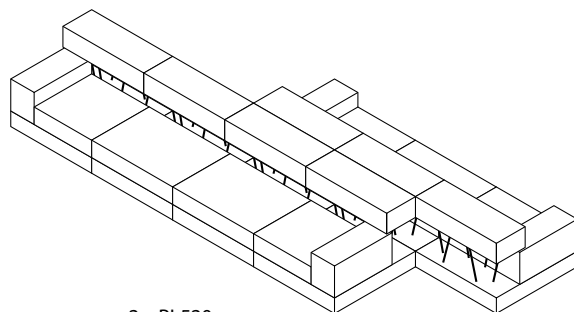


- 1 x PL200
- 3 x PL520
- 2 x PL600

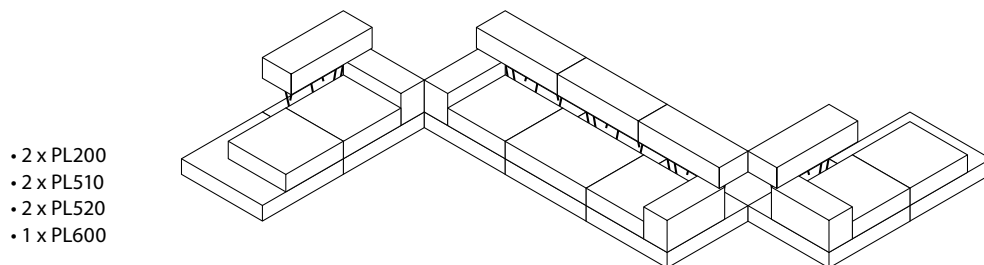
7 modules



- 1 x PL200
- 2 x PL600
- 1 x PL410
- 3 x PL510



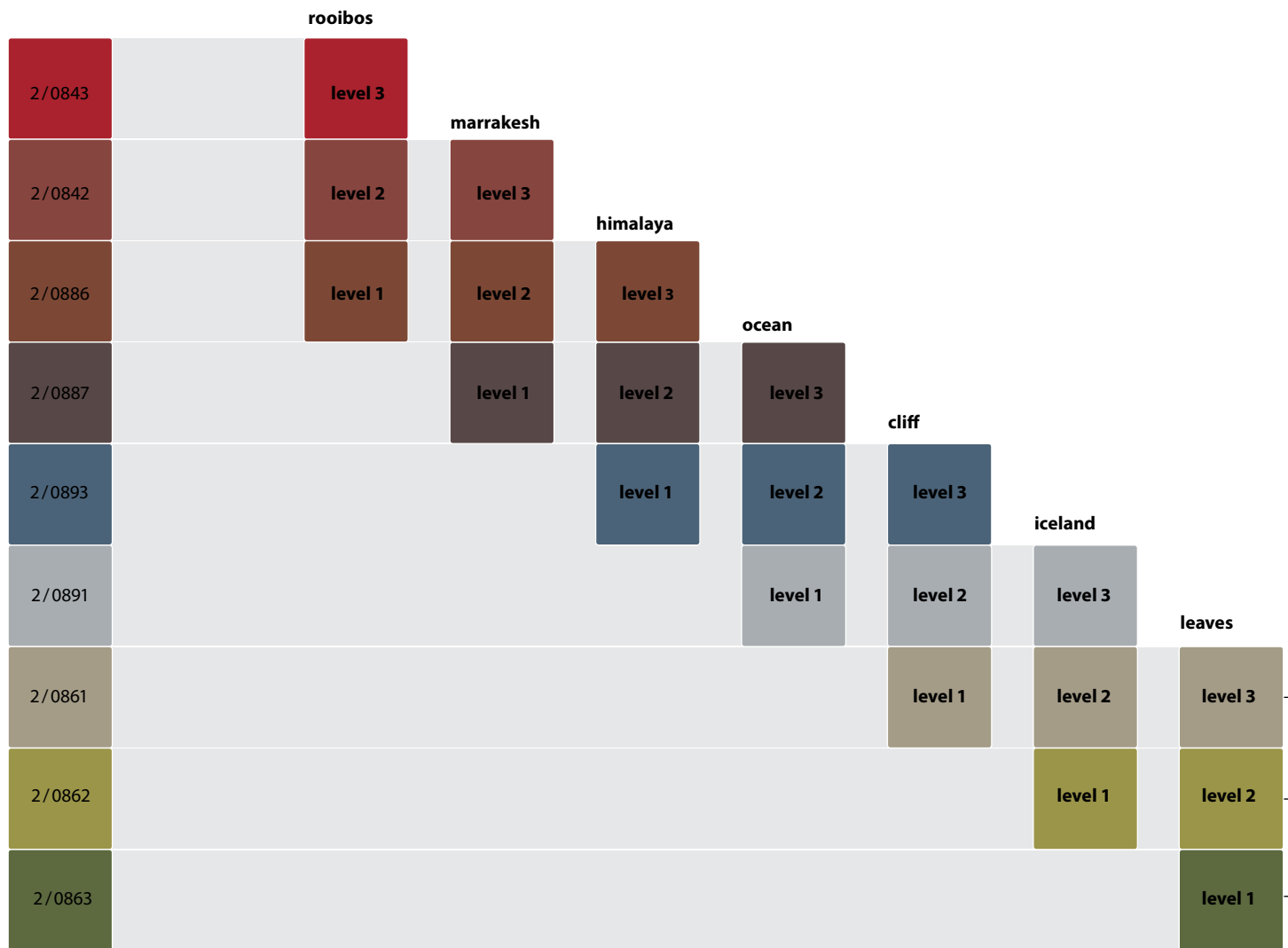
- 2 x PL520
- 3 x PL600
- 2 x PL510



- 2 x PL200
- 2 x PL510
- 2 x PL520
- 1 x PL600

Colour combinations

The plot seat cushions are available in seven different exclusive colour ranges. All of the variants on offer harmonise with each other whereby the colour tone of level 1 – the seat cushion – determines the colours of levels 2 and 3, the arm and back-rests.



Upholstery plot level

The textiles for the coloured seat cushions are made of highly durable, finely structured artificial leather with a metallic appearance. This material is suitable for contract use, easy to clean, UV-resistant, water-repellent and resistant to wear and tear.

	rooibos	marrakesh	himalaya	ocean	cliff	iceland	leaves
Back-rest:	2/0843	2/0842	2/0886	2/0887	2/0893	2/0891	2/0861
Arm-rest:	2/0842	2/0886	2/0887	2/0893	2/0891	2/0861	2/0862
Seat cushion:	2/0886	2/0887	2/0893	2/0891	2/0861	2/0862	2/0863



level 3

level 2

level 1

**Side upholstery
plot side**

anthracite
2/0997

**Pedestal
plot base**

black
2/1099

DIN 4102

The fabrics for the top, side and pedestal surfaces are manufactured from flame-retardant materials in accordance with DIN 4102.

By special request, plot is also available in a flame-retardant version (Brunner extra and Brunner ultra).

Further colour and material combinations

In addition to the seven colour combinations, plot is also available in two monochromatic versions.




Upholstery plot level

glacier

Back-rest:
2/0800

Arm-rest:
2/0801

Seat upholstery:
2/0802




Side upholstery plot side

anthracite
2/0997

Pedestal plot base

black
2/1099




Upholstery plot level

reed

Back-rest:
2/0888

Arm-rest:
2/0897

Seat upholstery:
2/0866



Side upholstery plot side

anthracite
2/0997

Pedestal plot base

black
2/1099

By special request, the cushions and side surfaces can be covered with selected textiles from the Brunner standard range.



**Example
Brunner paris**
6/5542

Seat upholstery (level 1), arm-
rest (level 2), back-rest (level 3)
including the sides

**Pedestal
plot base**

black
2/1099



**Example
Kvadrat divina**

Seat upholstery (level 1), arm-
rest (level 2), back-rest (level 3)
including the sides

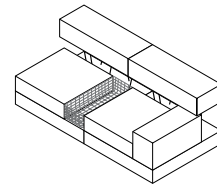

**Pedestal
plot base**

black
2/1099

Note: It is not possible to use your own materials for upholstery. Fabrics suitable for plot from the Brunner standard range can be found in our current price list.

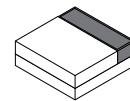
Additional features

plot can be customised using four add-ons: Arm-rests can be replaced by storage baskets or extended with tables and planters can be ordered instead of back-rests. The wall shields create separate areas which are shielded acoustically and optically.



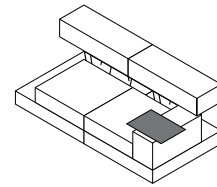
plot basket

The powder-coated steel wire basket can replace an arm-rest (level 2) and provide additional storage area for personal items.



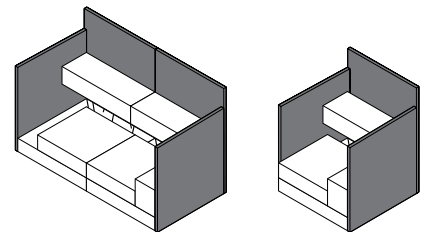
plot plant

The planter can only be added to modules 200 and 300. A planter has the same side length as a module.



plot desk

A desk fastened to the base module with a powder-coated steel construction provides a flat surface for coffee, notebooks or other personal items.





plot screen

The screens provide acoustic and optical separation between areas. They can be fastened at the rear or sides of seating groups with different lengths.

osko+deichmann

The work of Berlin-based designers Blasius Osko and Oliver Deichmann is internationally renown and highly demanded. After working together for many years on design projects and visual concepts for numerous prominent customers and high-ranking design manufacturers, Osko and Deichmann founded their design duo in 2005 as “osko+deichmann”. Their work has been shown at Louvre (Paris), Vitra Design Museum (Berlin), Cube Gallery (Manchester), Berlin exhibition at the MoMA (NY), Deutsche Guggenheim (Berlin), Galerie VIA (Paris) and 107 Rivoli (Paris).









plot

Design: osko+deichmann

Single module

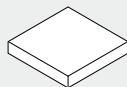
Square pedestal, artificial leather upholstery, lightly upholstered, with adjustable glides

Can be combined with:

- Seat cushion, seat level 1 (square and rectangular)
 - Arm-rest, seat level 2 (rectangular) fully upholstered on all sides
 - Back-rest, seating level 3 (rectangular), full upholstered on all sides, permanently fastened to pedestal by diagonal rods made of solid steel, powder-coated
 - Tablet (square, rectangular, 2-part for corners), HPL-coated
 - Includes connecting brackets (2 pieces/module)
- *Registered design*

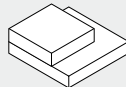
Modell

Dimensions (total width / depth / height of level 1 / height of level 2 / height of level 3) in cm



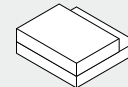
PL100

91 / 91 / 23,5



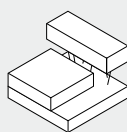
PL200

91 / 91 / 38



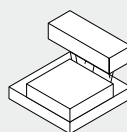
PL300

91 / 91 / 38

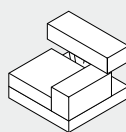


PL410

91 / 91 / 38 / 72

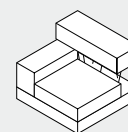


PL420

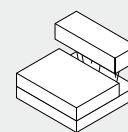


PL510

91 / 91 / 38 / 52 / 72



PL520



PL600

91 / 91 / 38 / 72

Modell

Dimensions (total width / depth / height of level 1 / height of level 2 / height of level 3) in cm

Order and delivery instructions

1. Model numbers ending in 10 and 20 differ only by the positions of the arm-rests (seating level 2). They are delivered pre-assembled and can be adjusted without the need for tools.
2. All of the components can be repositioned without the need for tools, with the exception of the back-rest.
3. The various modules are delivered as pre-assembled units.

General information

All details, prices and terms of business are given in the current price list. We reserve the right to make technical modifications. Errors and colour variations are excepted. Some models are shown as special versions subject to additional charges. Wood is a natural product. Our furniture exclusively uses high-grade beechwood from sustainable forestry. Despite our efforts to carefully select the woods we use, colour deviations made still occur. Deviations in colour and structure are considered allowable and thus provide no basis for claims. Instead, they represent the individual character of wooden furniture.

Legal notice

Product design:
osko+deichmann

Photography:
Michael Tewes, Berlin

Text, concept and design:
Realgestalt GmbH, Berlin

Image processing:
Michael Tewes

Printing:
B&K Offsetdruck GmbH,
Ottersweier, Germany



www.brunner-group.com

© Brunner GmbH 2012 . Im Salmenkopf 10 . D-77866 Rheinau, Germany

T. +49 78 44. 40 20 . F. +49 78 44. 40 28 0 . info@brunner-group.com